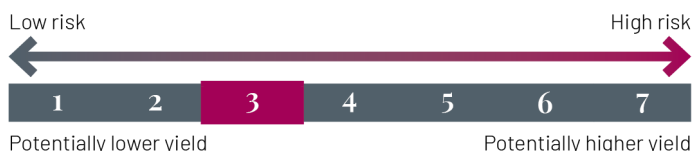


INVESTMENT OBJECTIVE

The objective of the CFM INDOSUEZ PRUDENCE fund is to seek consistent performance within a controlled risk framework through management based on a selection of UCIs investing in all asset classes over an investment horizon of more than three years. The aim is to outperform the benchmark, composed of the €STR (short-term interest rates in euros) + 8.5 basis points (30% weighting), the Bloomberg EU Govt All Bonds index (coupons reinvested) (50% weighting), the MSCI Europe index (dividends reinvested) (15% weighting), and the MSCI World ex Europe index (dividends reinvested) (5% weighting).

RISK / RETURN PROFILE



The synthetic risk/return reward indicator classifies the Fund on a scale of 1 to 7 (1 representing the lowest level of risk and 7 the highest level of risk). See explanation in the Key Investor Information Document or in the fund's simplified prospectus.

PERFORMANCE BY CALENDAR YEAR (net of fees)

	2025	2024	2023	2022	2021	2020
Portfolio	4.90%	4.27%	5.01%	-9.82%	3.74%	-2.25%
Benchmark	4.15%	4.88%	8.07%	-11.31%	2.98%	3.03%

PERFORMANCE AS AT 31/03/2026 (net of fees)

	YTD	1 month	1 year	3 years	5 years
Since	31/12/2025	27/02/2026	31/03/2025	31/03/2023	31/03/2021
Portfolio	-1.36%	-3.97%	4.43%	11.89%	5.54%
Benchmark	-0.37%	-2.63%	3.72%	14.17%	6.89%

Sources: Fund management company

Past performance is no guarantee of future results and is not constant over time.

Performances are calculated by comparing the net asset value at the end of the period to that at the beginning of the period. The figures shown are calculated in the reference currency of the share class. They are calculated after deduction of all charges, with the exception of any entry/exit charges. Net figures do not take account of taxes applicable to the average retail individual client in their country of residence. When the currency shown differs from the client's currency, there is a currency risk that can result in a decrease in value.

KEY DATA

Net asset value	1,510.74 EUR
Net Asset Value Date	31/03/2026
Assets under management (AUM)	29.62 (million EUR)
ISIN codes - Income appropriation	MC0010000164 - Accumulation MC00100002116 - Income
Max entry fee	3.00%
Max redemption fee	0.00%
Management fee max.	1.00%

NET PERFORMANCE OVER FIVE YEARS OR SINCE FUND LAUNCH



VOLATILITY BY ROLLING PERIOD AS AT 31/03/2026

	1 year	3 years	5 years
Portfolio	4.6%	3.8%	4.0%
Benchmark	3.5%	3.8%	4.4%

Volatility is a statistical indicator that measures the magnitude of changes in an asset around its average.

MAIN CHARACTERISTICS

Legal structure	Mutual Fund (FCP) Monegasque
Fund launch date	14/02/2001
Domicile	Monegasque
Eligible PEA	No
Benchmark index	30% ESTR CAPITALISE + 0.085% (BASE 360) + 5% MSCI WORLD EX EUROPE + 15% MSCI EUROPE + 50% BLOOMBERG EURO GOVT ALL MATURITIES Dividends/coupons reinvested
Currency (shareclass and benchmark)	EUR
NAV calculation	Daily
Order reception	D 17:00
Subscription/redemption	Unknown price
Minimum subscription amount	1.00 Share(s)
Subsequent subscription amount	1.00 Share(s)
Payment	J+4
Recommended investment horizon	3 years
Management company	CFM Indosuez Gestion
Custodian	CFM Indosuez Wealth

Architects of Wealth

Investors in this fund must read and fully understand the fund prospectus. This information is provided for indicative purposes only and in no way constitutes investment advice or an offer to buy or sell. CFM Indosuez Wealth, is a limited company (Société Anonyme) under Monegasque law with share capital of €34,953,000. Registered office : 11, Boulevard Albert 1er, BP 499 - MC 98012 Monaco cedex. Registered with the R.C.I under number 56S00341. Monegasque bank authorized by Sovereign Order of July 13, 1922 - Accreditation issued by the Commission de Contrôle des Activités Financières [EC/2012-08].

MANAGEMENT TEAM



Frédéric Staub
Portfolio Manager



Frédéric Longhi
Portfolio Manager

MANAGEMENT TEAM COMMENT

Since 28 February, the Middle East has entered a new phase of geopolitical escalation following the US-Israeli strikes against Iran. Although these strikes have succeeded in eliminating the Supreme Leader and many dignitaries and have damaged their missile launch capabilities, Iran's massive regional response is surprising in its scale. Iran succeeded in creating chaos in a region whose prosperity depended on stability. However, it was the blockage of the Strait of Hormuz through which 20% of the world's oil passes that led to a surge in the price of oil, which closed March at \$118 especially as Donald Trump's contradictory statements caused high volatility in the barrel. This conflict has also revived fears of a return to inflation with the rise in pump prices and many intermediate goods. Moreover, the central banks left their rates unchanged and gave themselves a little time to make a decision. However, yields rose from 3.93% to 4.3% on the US 10-year and from 2.64% to 3% on the German 10-year. The market is, moreover, pricing in two or even three rate hikes by the ECB. The equity indices also suffered heavy sell-offs, with the Stoxx 600 and the S&P 500 losing 8% and 5% respectively; only, of course, the oil sector managed to finish up at 14.55%. Gold also suffered from these tensions, falling 11.6% and failing to play its role as a safe haven. Only the dollar, which has risen by 2%, comes out on top. Against this backdrop, the fund ended the month down 3.97%. We have reduced the portfolio's overall risk across all asset classes to increase the money market segment from 7% to 16%. Accordingly, we sold the EDR Financial Bonds fund and also reduced our equity allocation from 23% to 20% by divesting the most volatile instruments, such as the MDAX ETF and the tracker on the MSCI Emerging. With a fall of 9.5%, gold was the worst contributor to performance.

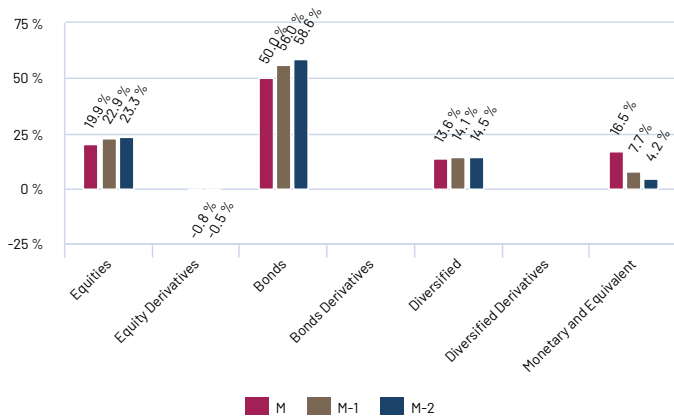
BREAKDOWN BY TYPE OF ASSETS

	Portfolio
Equities	19.93%
Equity Derivatives	-
Bonds	49.97%
Bond derivatives	-
Diversified	13.55%
Cash & equivalents	16.55%

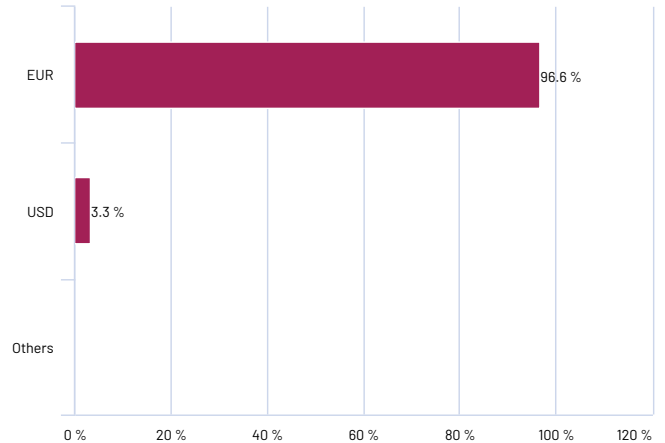
MAIN POSITIONS

	Types of assets	Portfolio
BFT AUREUS ISR - I2 (C)	Monetary and Equivalent	7.35%
NEUBERGER BERMAN CORPORATE HYBRID BOND E	Bonds	6.22%
AMND GOLD LBMA ETC(PAR)	Diversified	5.63%
DNCA INVEST ALPHA BONDSI EUR	Diversified	5.50%
DPAM L BONDS EMERGING MARKETS SUST E EUR	Bonds	4.67%
AXAIMFIIS Europe Short Dur HY B Dis EUR	Bonds	3.53%
Amu S&P Eql Wt ESG Ldrs ETFDRAcc USD (DE)	Equities	3.47%
AMUNDI S&P 500 UCITS ETF - USD (C)	Equities	3.04%
AMND EURO STX 50 ETF(PAR)	Equities	2.97%
AMUNDI NDX B ETF USD (LSE)	Equities	2.74%

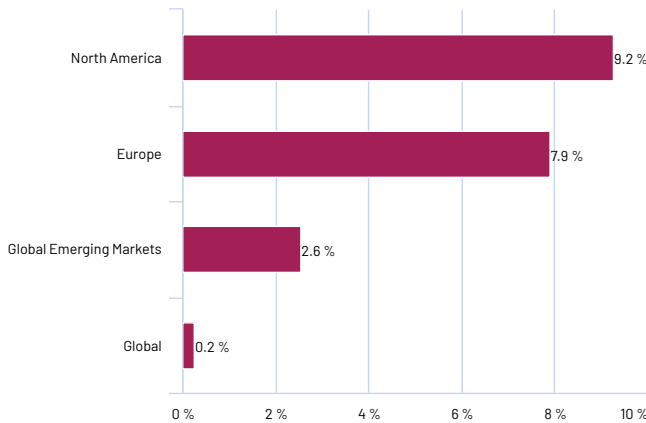
CHANGE IN BREAKDOWN BY ASSET TYPE (including derivatives)



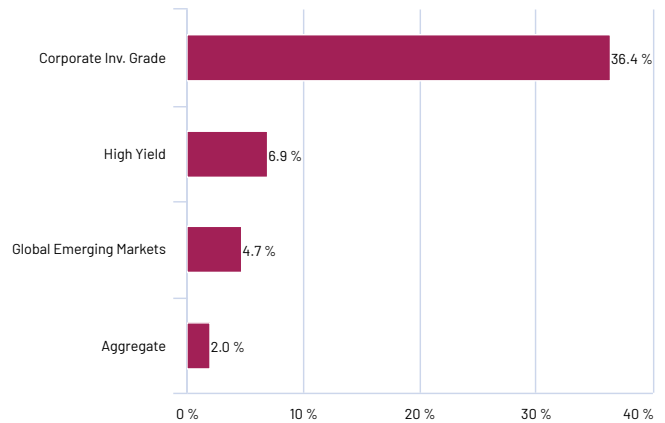
EXPOSURE BY CURRENCY (with hedging and derivatives)



GEOGRAPHICAL BREAKDOWN OF THE EQUITIES SEGMENT (as a % of the fund's net assets)



BREAKDOWN OF THE BONDS BY TYPE (as a % of the fund's net assets)



Architects of Wealth

Investors in this fund must read and fully understand the fund prospectus. This information is provided for indicative purposes only and in no way constitutes investment advice or an offer to buy or sell. CFM Indosuez Wealth, is a limited company (Société Anonyme) under Monegasque law with share capital of €34,953,000. Registered office : 11, Boulevard Albert 1er, BP 499 - MC 98012 Monaco cedex. Registered with the R.C.I under number 56S00341. Monegasque bank authorized by Sovereign Order of July 13, 1922 - Accreditation issued by the Commission de Contrôle des Activités Financières [EC/2012-08].