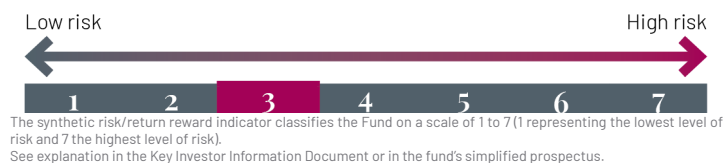


## INVESTMENT OBJECTIVE

The objective of the CFM Indosuez Prudence FCP is to seek consistent performance in the context of controlled risk based on management of a selection of UCIs spread across all asset classes with an investment horizon of more than three years to generate a performance superior to its benchmark composed of the following indices: the €STR Index (Euro Short Term Rate) + 8,5 points (30%), the EuroMTS Global index (formerly CNO Europe)(reinvested coupons)(50%), the MSCI Europe index (reinvested dividends)(15%) and the MSCI World ex Europe index (reinvested dividends) (5%).

## RISK / RETURN PROFILE



## PERFORMANCE BY CALENDAR YEAR (net of fees)

	2024	2023	2022	2021	2020	2019
Portfolio	4.27%	5.01%	-9.82%	3.74%	-2.25%	5.85%
Benchmark	4.88%	8.07%	-11.31%	2.98%	3.03%	8.53%

## PERFORMANCE AS AT 30/06/2025 (net of fees)

	YTD	1 month	1 year	3 years	5 years
Since	31/12/2024	30/05/2025	28/06/2024	30/06/2022	30/06/2020
Portfolio	0.88%	0.28%	2.81%	10.20%	6.84%
Benchmark	1.77%	-0.18%	4.92%	12.30%	9.25%

Sources: Fund management company

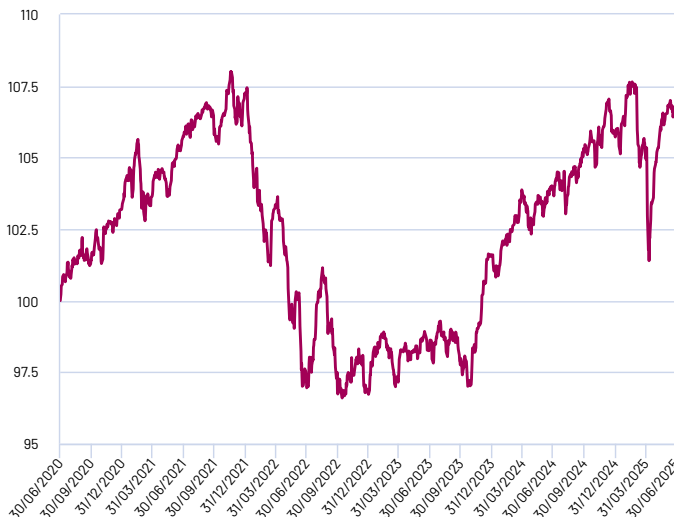
**Past performance is no guarantee of future results and is not constant over time.**

Performances are calculated by comparing the net asset value at the end of the period to that at the beginning of the period. The figures shown are calculated in the reference currency of the share class. They are calculated after deduction of all charges, with the exception of any entry/exit charges. Net figures do not take account of taxes applicable to the average retail individual client in their country of residence. When the currency shown differs from the client's currency, there is a currency risk that can result in a decrease in value.

## KEY DATA

Net asset value	1,472.88 EUR
Net Asset Value Date	30/06/2025
Assets under management (AUM)	30.81 ( million EUR )
ISIN codes - Income appropriation	MC0010000164 - Accumulation
Max entry fee	3.00%
Max redemption fee	0.00%
Management fee max.	1.00%

## NET PERFORMANCE OVER FIVE YEARS OR SINCE FUND LAUNCH



## VOLATILITY BY ROLLING PERIOD AS AT 30/06/2025

	1 year	3 years	5 years
Portfolio	4.5%	3.9%	4.0%
Benchmark	3.9%	4.7%	4.4%

Volatility is a statistical indicator that measures the magnitude of changes in an asset around its average.

## MAIN CHARACTERISTICS

Legal structure	Mutual Fund (FCP) Monegasque
Fund launch date	14/02/2001
Domicile	Monegasque
Eligible PEA	No
Benchmark index	50% BLOOMBERG EURO AGGREGATE TREASURY + 30% ESTR CAPITALISE + 0.085% (BASE 360) + 15% MSCI EUROPE (15) + 5% MSCI WORLD EX EUROPE Dividends/coupons reinvested
Currency (shareclass and benchmark)	EUR
NAV calculation	Daily
Order reception	D 17:00
Subscription/redemption	Unknown price
Minimum subscription amount	1.00 Share(s)
Subsequent subscription amount	1.00 Share(s)
Payment	J+4
Recommended investment horizon	3 years
Management company	CFM Indosuez Gestion
Custodian	CFM Indosuez Wealth

## Architects of Wealth

Investors in this fund must read and fully understand the fund prospectus. This information is provided for indicative purposes only and in no way constitutes investment advice or an offer to buy or sell. CFM Indosuez Wealth, is a limited company (Société Anonyme) under Monegasque law with share capital of €34,953,000. Registered office : 11, Boulevard Albert 1er, BP 499 - MC 98012 Monaco cedex. Registered with the R.C.I under number 56S00341.

Monegasque bank authorized by Sovereign Order of July 13, 1922 - Accreditation issued by the Commission de Contrôle des Activités Financières [EC/2012-08].

## MANAGEMENT TEAM



**Frédéric Staub**  
Portfolio Manager



**Frédéric Longhi**  
Portfolio Manager

## MANAGEMENT TEAM COMMENT

June was marked by strong geopolitical tensions with the start of the war between Israel and Iran and the intervention of the United States through the bombing of Iranian nuclear sites. Paradoxically, the equity markets remained calm, losing only 1.5% over the 12 days of war despite the risks of a stalemate. Due to fears of refinery bombings or the closure of the Strait of Hormuz, oil soared 22% from 64 to more than 78 dollars only to return to square one after the ceasefire. The markets therefore once again focused on customs duties, for which negotiations could be extended until September. The equity markets thus reached new highs, mainly the Nasdaq (+6.6% over the month). The European markets clearly underperformed the US indices with the Stoxx 600 losing 1.33%. The dollar continued and accelerated its depreciation against all currencies and mainly the euro, dropping 3.9% from 1.135 to 1.179. Fears of an increase in the US budget deficit are certainly starting to worry. Lastly, with regard to the central banks, the ECB cut its rates by 25bp due to the drop in its inflation forecasts, while the Fed kept them unchanged by raising its inflation forecasts.

Against this backdrop, the fund ended the month up 0.28%. The main contributor (46bp) was the hedge put in place against the depreciation of the dollar, which made it possible to benefit in large part from the sharp rise in US indices (15bp of contribution on the three underlyings). We also continued to strengthen our line in the Candriam Crédit Alpha fund to accentuate our conviction in High Yield with strong risk control.

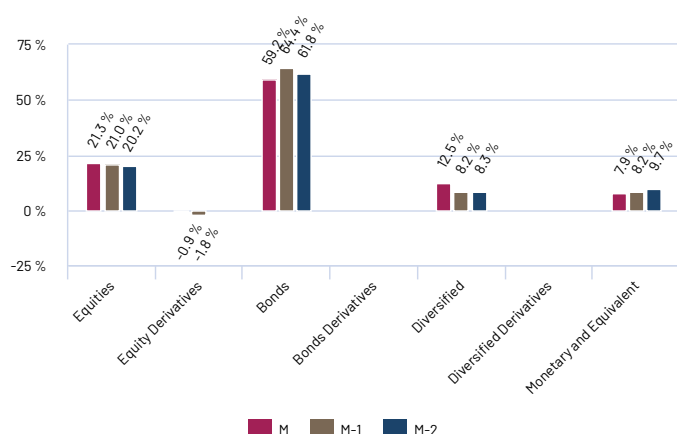
## BREAKDOWN BY TYPE OF ASSETS

	Portfolio
Equities	21.29%
Equity Derivatives	-0.90%
Bonds	59.16%
Bond derivatives	-
Diversified	12.53%
Cash & equivalents	7.92%

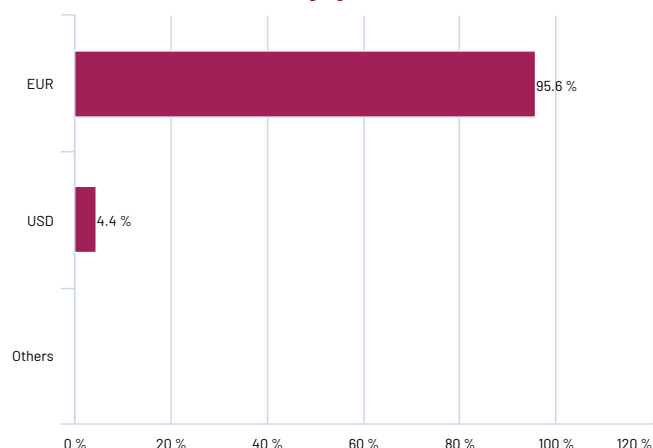
## MAIN POSITIONS

	Types of assets	Portfolio
AMUNDI S&P 500 UCITS ETF - USD (C)	Equities	5.40%
DNCA INVEST ALPHA BONDSI EUR	Diversified	5.20%
NEUBERGER BERMAN CORPORATE HYBRID BOND E	Bonds	4.79%
EdR SICAV Financial Bonds B EUR	Bonds	4.44%
Candriam Bonds Credit Alpha V EUR	Diversified	3.98%
AMND EURO STX 50 ETF(PAR)	Equities	3.85%
AMND GOLD LBMA ETC(PAR)	Diversified	3.35%
INDO FDS CHRONOS 2029 USD GX	Bonds	3.22%
AXAIFIIIS Europe Short Dur HY B Dis EUR	Bonds	3.14%
DPAM L BONDS EMERGING MARKETS SUST E EUR	Bonds	2.70%

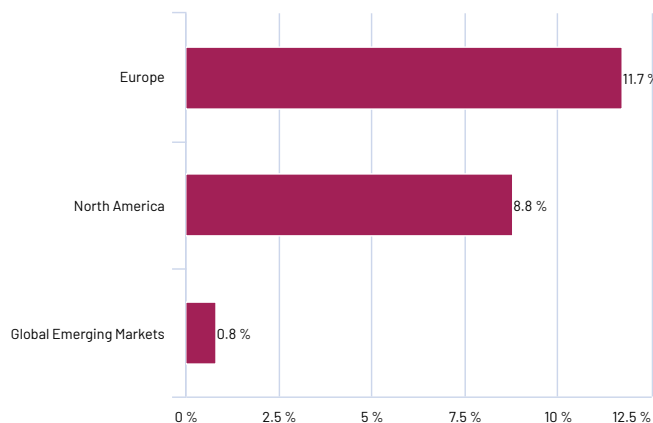
## CHANGE IN BREAKDOWN BY ASSET TYPE (including derivatives)



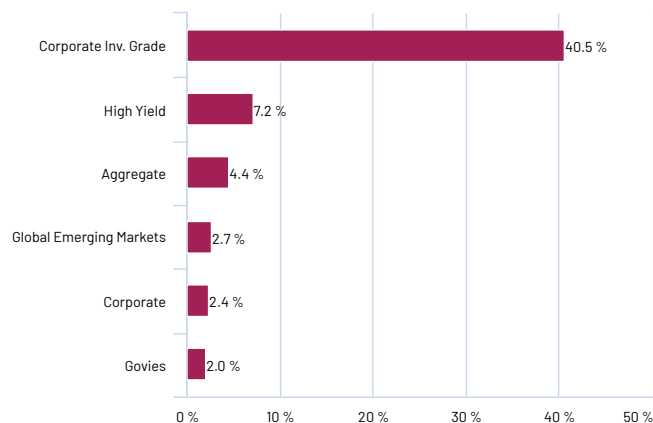
## EXPOSURE BY CURRENCY (with hedging and derivatives)



## GEOGRAPHICAL BREAKDOWN OF THE EQUITIES SEGMENT (as a % of the fund's net assets)



## BREAKDOWN OF THE BONDS BY TYPE (as a % of the fund's net assets)



## Architects of Wealth

Investors in this fund must read and fully understand the fund prospectus. This information is provided for indicative purposes only and in no way constitutes investment advice or an offer to buy or sell. CFM Indosuez Wealth, is a limited company (Société Anonyme) under Monegasque law with share capital of €34,953,000. Registered office : 11, Boulevard Albert 1er, BP 499 - MC 98012 Monaco cedex. Registered with the R.C.I under number 56S00341. Monegasque bank authorized by Sovereign Order of July 13, 1922 - Accreditation issued by the Commission de Contrôle des Activités Financières [EC/2012-08].