

INVESTMENT OBJECTIVE

The objective of the CFM INDOSUEZ EQUILIBRE fund is to seek consistent performance within a controlled risk framework through management based on a selection of UCIs investing in all asset classes over an investment horizon of more than three years. The aim is to outperform the benchmark, composed of the €STR (short-term interest rates in euros) + 8.5 basis points (20% weighting), the Bloomberg EU Govt All Bonds index (coupons reinvested) (40% weighting), the MSCI Europe index (dividends reinvested) (30% weighting), and the MSCI World ex Europe index (dividends reinvested) (10% weighting).

RISK / RETURN PROFILE



The synthetic risk/return reward indicator classifies the Fund on a scale of 1 to 7 (1 representing the lowest level of risk and 7 the highest level of risk). See explanation in the Key Investor Information Document or in the fund's simplified prospectus.

PERFORMANCE BY CALENDAR YEAR (net of fees)

	2025	2024	2023	2022	2021	2020
Portfolio	5.87%	5.63%	6.74%	-12.65%	6.57%	-4.91%
Benchmark	7.03%	7.06%	10.46%	-11.31%	8.55%	2.88%

PERFORMANCE AS AT 31/01/2026 (net of fees)

	YTD	1 month	1 year	3 years	5 years
Since	31/12/2025	31/12/2025	31/01/2025	31/01/2023	29/01/2021
Portfolio	1.63%	1.63%	5.46%	18.64%	12.54%
Benchmark	1.29%	1.29%	6.15%	23.85%	24.03%

Sources: Fund management company

Past performance is no guarantee of future results and is not constant over time.

Performances are calculated by comparing the net asset value at the end of the period to that at the beginning of the period. The figures shown are calculated in the reference currency of the share class. They are calculated after deduction of all charges, with the exception of any entry/exit charges. Net figures do not take account of taxes applicable to the average retail individual client in their country of residence. When the currency shown differs from the client's currency, there is a currency risk that can result in a decrease in value.

KEY DATA

Net asset value	1,545.13 EUR
Net Asset Value Date	30/01/2026
Assets under management (AUM)	15.17 (million EUR)
ISIN codes - Income appropriation	MC0010000180 - Accumulation MC001000021J4 - Income
Max entry fee	4.00%
Max redemption fee	0.00%
Management fee max.	1.50%

NET PERFORMANCE OVER FIVE YEARS OR SINCE FUND LAUNCH



VOLATILITY BY ROLLING PERIOD AS AT 31/01/2026

	1 year	3 years	5 years
Portfolio	7.3%	5.8%	6.1%
Benchmark	5.8%	5.4%	6.0%

Volatility is a statistical indicator that measures the magnitude of changes in an asset around its average.

MAIN CHARACTERISTICS

Legal structure	Mutual Fund (FCP) Monegasque
Fund launch date	14/02/2001
Domicile	Monegasque
Eligible PEA	No
Benchmark index	20% ESTR CAPITALISE + 0.085% (BASE 360) + 10% MSCI WORLD EX EUROPE + 30% MSCI EUROPE + 40% BLOOMBERG EURO GOVT ALL MATURITIES
	Dividends/coupons reinvested
Currency (shareclass and benchmark)	EUR
NAV calculation	Daily
Order reception	D 17:00
Subscription/redemption	Unknown price
Minimum subscription amount	1.00 Share(s)
Subsequent subscription amount	1.00 Share(s)
Payment	J+4
Recommended investment horizon	3 years
Management company	CFM Indosuez Gestion
Custodian	CFM Indosuez Wealth

Architects of Wealth

Investors in this fund must read and fully understand the fund prospectus. This information is provided for indicative purposes only and in no way constitutes investment advice or an offer to buy or sell. CFM Indosuez Wealth, is a limited company (Société Anonyme) under Monegasque law with share capital of €34,953,000. Registered office : 11, Boulevard Albert 1er, BP 499 - MC 98012 Monaco cedex. Registered with the R.C.I under number 56S00341. Monegasque bank authorized by Sovereign Order of July 13, 1922 - Accreditation issued by the Commission de Contrôle des Activités Financières [EC/2012-08].

MANAGEMENT TEAM



Frédéric Staub
Portfolio Manager



Frédéric Longhi
Portfolio Manager

MANAGEMENT TEAM COMMENT

January started on a high note with equity indices hitting one record after another: the EuroStoxx 50 +2.7% with a high of 4.5%, the S&P +1.4%, the Kospi in Korea +22% and, paradoxically, this rise occurred in a very turbulent geopolitical context: pressure from Donald Trump on Greenland, the arrest of Nicolas Maduro in Venezuela without any impact on the oil price, the deployment of an American armada off the coast of Iran... The only sector to benefit from this situation was defence, which gained nearly 14% over the month and even posted a rise of 22% at its peak.

However, the most significant increases are those of precious metals and, more specifically, gold. The latter gained 13% and silver +19%, even though, on the last day of the month, prices plummeted (silver, for example, fell by 26%) mainly due to the appointment of Kevin Warsh as head of the Fed, which eased, at least temporarily, fears about the Fed's independence from pressure from Trump.

Lastly, note the start of publications in the technology sector with its share of surprises. Thus, Meta (+10%) and ASML (+32% since the beginning of the year) offset disappointing results at Microsoft (-10%) and SAP (-16% on the day of the results). Against this backdrop, the fund ended the month up 1.63%. The best contribution naturally comes from our positions on gold (+74bps) and our exposure to emerging markets (+31bps). After the strong rebound in defence stocks (+12%), we reduced our weighting in the sector by half. Lastly, we initiated a position on gold mines taking advantage of the sell-off (-9%) on the last day of the month. They will take full advantage of a low extraction cost compared to the surge in gold.

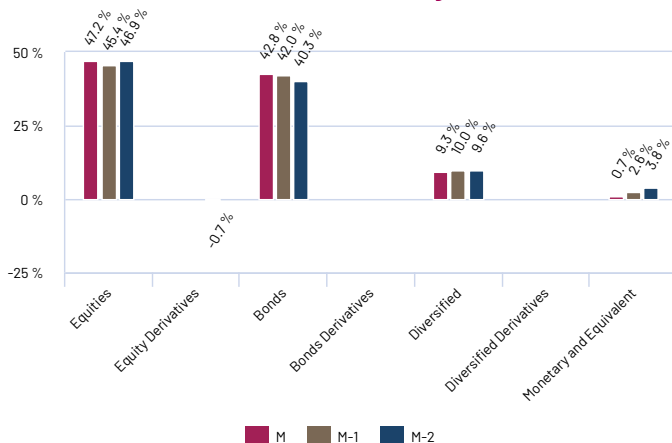
BREAKDOWN BY TYPE OF ASSETS

	Portfolio
Equities	47.00%
Equity Derivatives	-1.03%
Bonds	40.79%
Bond derivatives	-
Diversified	9.60%
Cash & equivalents	3.63%

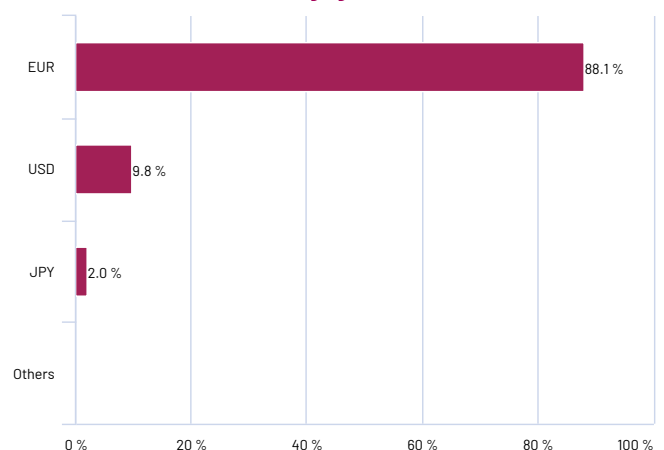
MAIN POSITIONS

	Types of assets	Portfolio
AMUNDI NDX B ETF USD (LSE)	Equities	8.14%
AMUNDI S&P 500 UCITS ETF - USD (C)	Equities	8.01%
AMND EURO STX 50 ETF(PAR)	Equities	7.84%
AMUN IS MSCI Eur Val Fact ETF-C (PAR)	Equities	6.40%
NEUBERGER BERMAN CORPORATE HYBRID BOND E	Bonds	4.22%
DNCA INVEST ALPHA BONDSI EUR	Diversified	3.97%
ISHARES DJE STOXX DE	Equities	3.95%
AMND GOLD LBMA ETC(PAR)	Diversified	3.95%
BNPP E MSCI Emerging Min TE ETF EurCap	Equities	3.71%
DPAM L BONDS EMERGING MARKETS SUST E EUR	Bonds	2.58%

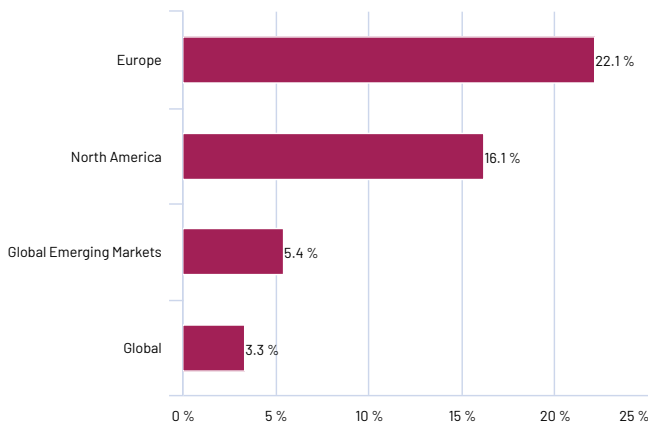
CHANGE IN BREAKDOWN BY ASSET TYPE (including derivatives)



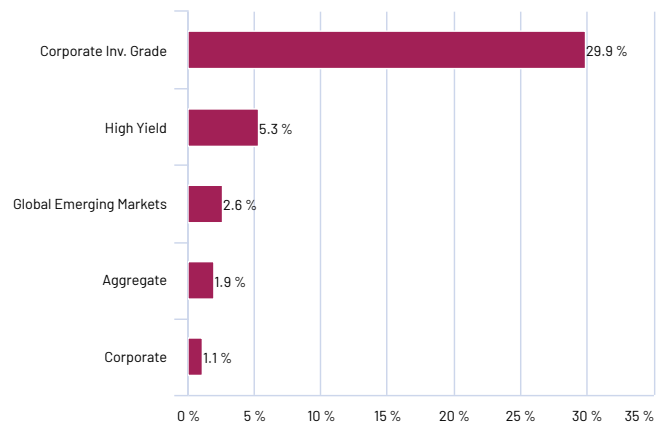
EXPOSURE BY CURRENCY (with hedging and derivatives)



GEOGRAPHICAL BREAKDOWN OF THE EQUITIES SEGMENT (as a % of the fund's net assets)



BREAKDOWN OF THE BONDS BY TYPE (as a % of the fund's net assets)



Architects of Wealth

Investors in this fund must read and fully understand the fund prospectus. This information is provided for indicative purposes only and in no way constitutes investment advice or an offer to buy or sell. CFM Indosuez Wealth, is a limited company (Société Anonyme) under Monegasque law with share capital of €34,953,000. Registered office : 11, Boulevard Albert 1er, BP 499 - MC 98012 Monaco cedex. Registered with the R.C.I under number 56S00341. Monegasque bank authorized by Sovereign Order of July 13, 1922 - Accreditation issued by the Commission de Contrôle des Activités Financières [EC/2012-08].