

INVESTMENT OBJECTIVE

The objective of the CFM INDOSUEZ EQUILIBRE fund is to seek consistent performance within a controlled risk framework through management based on a selection of UCIs investing in all asset classes over an investment horizon of more than three years. The aim is to outperform the benchmark, composed of the €STR (short-term interest rates in euros) + 8.5 basis points (20% weighting), the Bloomberg EU Govt All Bonds index (coupons reinvested) (40% weighting), the MSCI Europe index (dividends reinvested) (30% weighting), and the MSCI World ex Europe index (dividends reinvested) (10% weighting).

RISK / RETURN PROFILE



The synthetic risk/return reward indicator classifies the Fund on a scale of 1 to 7 (1 representing the lowest level of risk and 7 the highest level of risk). See explanation in the Key Investor Information Document or in the fund's simplified prospectus.

PERFORMANCE BY CALENDAR YEAR (net of fees)

	2024	2023	2022	2021	2020	2019
Portfolio	5.63%	6.74%	-12.65%	6.57%	-4.91%	8.48%
Benchmark	7.06%	10.46%	-11.31%	8.55%	2.88%	13.25%

PERFORMANCE AS AT 31/10/2025 (net of fees)

	YTD	1 month	1 year	3 years	5 years
Since	31/12/2024	30/09/2025	31/10/2024	31/10/2022	30/10/2020
Portfolio	5.31%	1.80%	6.82%	16.64%	13.84%
Benchmark	6.24%	1.59%	7.77%	24.87%	28.16%

Sources: Fund management company

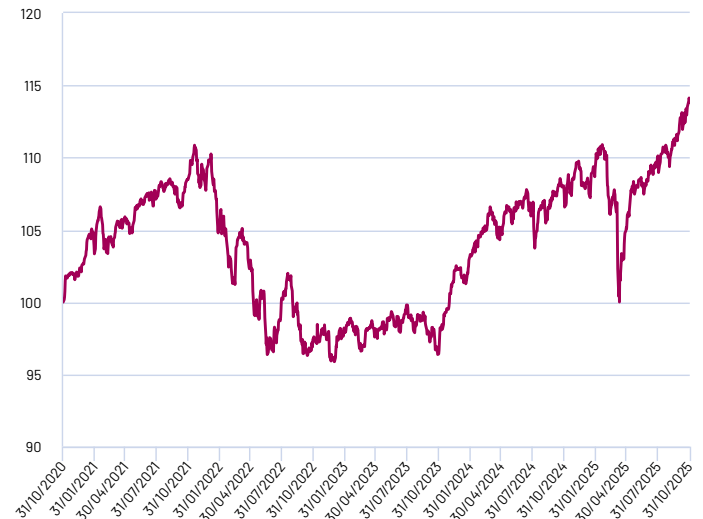
Past performance is no guarantee of future results and is not constant over time.

Performances are calculated by comparing the net asset value at the end of the period to that at the beginning of the period. The figures shown are calculated in the reference currency of the share class. They are calculated after deduction of all charges, with the exception of any entry/exit charges. Net figures do not take account of taxes applicable to the average retail individual client in their country of residence. When the currency shown differs from the client's currency, there is a currency risk that can result in a decrease in value.

KEY DATA

Net asset value	1,512.48 EUR
Net Asset Value Date	31/10/2025
Assets under management (AUM)	15.13 (million EUR)
ISIN codes - Income appropriation	MC0010000180 - Accumulation
Max entry fee	4.00%
Max redemption fee	0.00%
Management fee max.	1.50%

NET PERFORMANCE OVER FIVE YEARS OR SINCE FUND LAUNCH



VOLATILITY BY ROLLING PERIOD AS AT 31/10/2025

	1 year	3 years	5 years
Portfolio	7.1%	5.7%	6.0%
Benchmark	5.9%	5.8%	6.2%

Volatility is a statistical indicator that measures the magnitude of changes in an asset around its average.

MAIN CHARACTERISTICS

Legal structure	Mutual Fund (FCP) Monegasque
Fund launch date	14/02/2001
Domicile	Monegasque
Eligible PEA	No
Benchmark index	10% MSCI WORLD EX EUROPE + 30% MSCI EUROPE (15) + 20% ESTR CAPITALISE + 0.085% (BASE 360) + 40% BLOOMBERG EURO GOVT ALL MATURITIES
	Dividends/coupons reinvested
Currency (shareclass and benchmark)	EUR
NAV calculation	Daily
Order reception	D 17:00
Subscription/redemption	Unknown price
Minimum subscription amount	1.00 Share(s)
Subsequent subscription amount	1.00 Share(s)
Payment	J+4
Recommended investment horizon	3 years
Management company	CFM Indosuez Gestion
Custodian	CFM Indosuez Wealth

Architects of Wealth

Investors in this fund must read and fully understand the fund prospectus. This information is provided for indicative purposes only and in no way constitutes investment advice or an offer to buy or sell. CFM Indosuez Wealth, is a limited company (Société Anonyme) under Monegasque law with share capital of €34,953,000. Registered office : 11, Boulevard Albert 1er, BP 499 - MC 98012 Monaco cedex. Registered with the R.C.I under number 56S00341. Monegasque bank authorized by Sovereign Order of July 13, 1922 - Accreditation issued by the Commission de Contrôle des Activités Financières [EC/2012-08].

MANAGEMENT TEAM



Frédéric Staub
Portfolio Manager



Frédéric Longhi
Portfolio Manager

MANAGEMENT TEAM COMMENT

Despite a shortage of economic data due to the ongoing shutdown, the Fed cut its key rates by 25bp. However, in his speech, Jerome Powell used the absence of data - which he likened to "driving in the fog" - to temper expectations of an upcoming rate cut in December, which seemed to have been priced in. The other central banks (ECB, BOJ) left their rates unchanged. With regard to tariffs, Beijing's export restrictions on rare earths led Trump to react, announcing a 100% increase in tariffs before reaching an agreement on 30 October covering soybeans, fentanyl, etc. The Chinese Communist Party plenum clearly highlighted the need for political support to achieve 5% growth and an even greater focus on technological self-sufficiency. Finally, the first earnings publications for the third quarter were fairly positive. In the United States, of the 65% of companies that published results, 83% exceeded expectations. The European indices ended the month higher (Euro Stoxx 50 +2.4%) but, like the previous month, the US indices stood out (S&P 500 +4.3% and Nasdaq +6.9%), driven by mega-investments in artificial intelligence, which reached trillions of dollars. Lastly, gold reached new highs and gained 3.7% over the month. Against this backdrop, the fund ended the month up 1.8%. The best contribution came from the gold tracker (23bp), which has fully benefited from the gold rally over the past three months. The equity allocation (+162bp) was driven by the performance of the US market and mainly Nasdaq technology stocks. We trimmed our position on the MDax and switched to a pharmaceutical ETF, as this sector has lagged in performance and is more defensive. On the bond side, we switched the Algebris fund on subordinated financial debt for corporate hybrids.

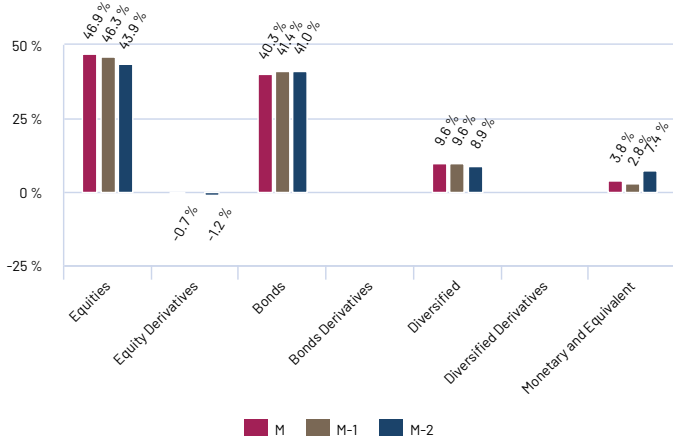
BREAKDOWN BY TYPE OF ASSETS

	Portfolio
Equities	46.94%
Equity Derivatives	-0.66%
Bonds	40.32%
Bond derivatives	-
Diversified	9.63%
Cash & equivalents	3.77%

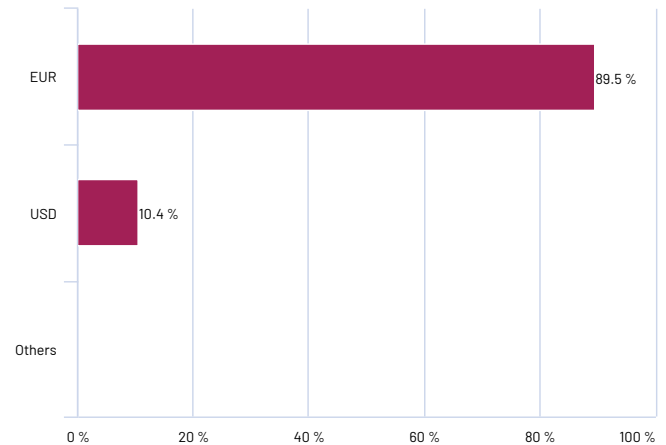
MAIN POSITIONS

	Types of assets	Portfolio
AMUNDI NDX B ETF USD (LSE)	Equities	10.33%
AMUNDI S&P 500 UCITS ETF - USD (C)	Equities	9.86%
AMND EURO STX 50 ETF(PAR)	Equities	8.44%
AMUN IS MSCI Eur Val Fact ETF-C (PAR)	Equities	5.85%
NEUBERGER BERMAN CORPORATE HYBRID BOND E	Bonds	4.20%
DNCA INVEST ALPHA BONDSI EUR	Diversified	3.97%
ISHARES DJE STOXX DE	Equities	3.75%
AMND GOLD LBMA ETC(PAR)	Diversified	3.26%
BNPP E MSCI Emerging Min TE ETF EurCap	Equities	3.14%
Candriam Bonds Credit Alpha V EUR	Diversified	2.40%

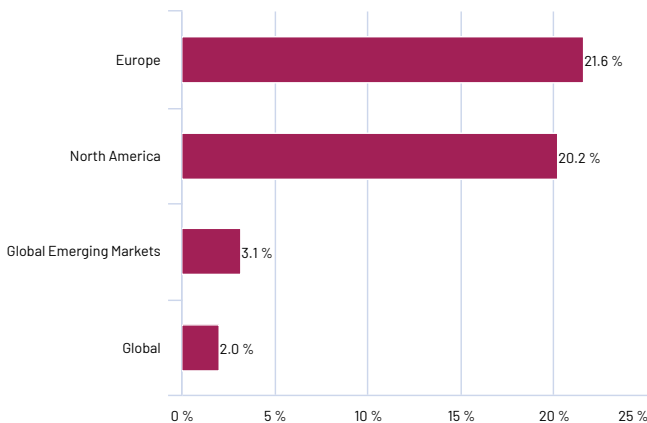
CHANGE IN BREAKDOWN BY ASSET TYPE (including derivatives)



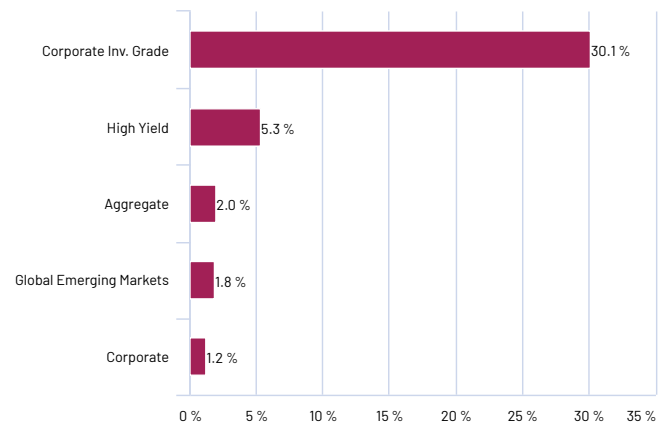
EXPOSURE BY CURRENCY (with hedging and derivatives)



GEOGRAPHICAL BREAKDOWN OF THE EQUITIES SEGMENT (as a % of the fund's net assets)



BREAKDOWN OF THE BONDS BY TYPE (as a % of the fund's net assets)



Architects of Wealth

Investors in this fund must read and fully understand the fund prospectus. This information is provided for indicative purposes only and in no way constitutes investment advice or an offer to buy or sell. CFM Indosuez Wealth, is a limited company (Société Anonyme) under Monegasque law with share capital of €34,953,000. Registered office : 11, Boulevard Albert 1er, BP 499 - MC 98012 Monaco cedex. Registered with the R.C.I under number 56S00341. Monegasque bank authorized by Sovereign Order of July 13, 1922 - Accreditation issued by the Commission de Contrôle des Activités Financières [EC/2012-08].